

Welcome to Primary 3 Kinamba Community Project



**Meg Foundation
School
Kigali Rwanda
November 2010**



<http://www.kinambaproject.org.uk>

A registered U.K. charity

Page 1: Index

Page 2: I am.....

Page 3: When I grow up

Page 4: Flags and Countries

Page 5: Movie Wednesdays

Page 6-7: Songs

Hip Hop Kinamba Rocks

Bananas of the world UNITE (verbs)

Do you know the opposites ?

The Opposites

I like the flowers (I like)

Hands up shake shake (prepositions)

One finger one thumb (body parts)

Penguins Attention (body Parts, left and right)

There was a crocodile (A and An)

Boogie Woogie Washer woman

Days of the week (to the tune of the Adams family)

Get Loose (body parts)



Page 8: Car Art

Page 9: Puzzles, Games and Learning Activities

Page 10: Porridge time (Feeding program)

Page 11-12: Sports and activities

Page 13-14: Photo page



I am I am I am I am I am I am I am I am



I am I am I am I am I am I am I am I am

Pilot, Teacher, General, Doctor



Bodyguard, Singer, Soldier



Flags and Countries



Movie Wednesdays

Willy Wonka & the chocolate factory

The Wizard of Oz



The Tooth Fairy



Songs

Kinamba Rocks (Body parts, left and right)

A) Hip hop Kinamba Rocks
B) Hip hop Kinamba Rocks
A) Let me see your right arm drop
B) Let me see your right arm drop
A) BOOM, shake it up, shake it up
B) BOOM, shake it up, shake it up

Repeat adding body parts e.g left arm, right leg, left leg, bottom, head etc

Bananas of the World Unite (Verbs)

Bananas of the World "Unite"!
Peel bananas peel, peel bananas
Shake bananas shake, shake bananas
Jump bananas jump, jump bananas
Cut bananas cut, cut bananas
Go Bananas GO, GO BANANAS
(Add in any verb you like e.g **dance**, **swim**, **eat**, **sleep** etc)

The Opposites – to the tune of the Umpa Lumpa's (Charlie and the Chocolate Factory)

Chorus

Inside – **Outside**
Up and **Down**
Long and **Short**
Smile and **Frown**
Hot and **Cold**
Fast and **Slow**

How many opposites do you know ?

We're **awake** when it's **morning**
And **asleep** when it's **night**
We keep **near** to home
And won't go **far** out of sight

We try to be **good**
And not be **bad**
We're always **happy**
But sometimes **sad** (repeat chorus)

The Opposites – to the tune of the muffin man

Oh, do you know the opposites ?
The opposites, the opposites ?
Oh, do you know the opposites?
The meanings aren't the same

If say **young** then you say **old**
If I say **hot** then you say **cold**
If I say **yes** then you say **no**
The Meanings aren't the same.

If I **sit** down then you must **stand**
If I turn **left** then you turn **right**
If I can **frown** then you can **smile**
The meanings aren't the same

Oh yes, I know the opposites
The opposites, the opposites
Oh yes, I know the opposites
The meanings aren't the same

I like the flowers (using I like)

I like the flowers
I like the daffodils
I like the mountains
I like the rolling hills
I like the fire side when the lights are low
Singing a doo-wup a doo-wup a doo-wup, a doo
Singing a doo-wup a doo-wup a doo-wup, a doo!
(Sing the song in rounds – half group sing "do wops" and the other "I like" – then swap over)

Hands up shake ,shake (prepositions)

Hands **up**, shake, shake shakety shake
Hands **down**, shake, shake shakety shake
Hands **up**, shake, shake shakety shake
Hands **down**, shake, shake shakety shake
To the **front**, to the **back**, to the **left**, **left**, **left**
To the **front**, to the **back**, to the **right**, **right**, **right**

	<p>Jump in jump out and turn around Jump in jump out and turn around (repeat song, going faster and faster)</p>
--	---

Songs

One finger one thumb (body parts)

One finger one thumb keep moving
One finger one thumb keep moving
One finger one thumb keep moving
And we'll all be happy and smile
One finger one thumb one **hand** keep moving etc
(Add in as many body parts as you wish -
Elbow, Arm, Shoulder, Toe, Knee, Leg,
Stomach, Bottom, Back, Eye, Ear, Nose,
Mouth, Tongue, Head, sit down, stand up,
turn around keep moving)

Penguins Attention (body parts, left and right)

Have you ever seen a penguin drinking tea?
Take a look at me, a penguin I will be
Penguins attention (stop actions),
Penguins begin, Right arm
(flap right arm by your side)

Have you ever seen, etc
Right arm (flap right arm by your side)
Left arm (flap your left arm by your side)

Have you ever seen, etc
Right arm (flap right arm)
Left arm (flap left arm)
Right leg (foot) (flap right foot in front)

(adding a body part each time)

e.g Left foot, bottom out, nod your head,
turn around, tongue out and finally

Have you ever seen a penguin drinking tea?
Take a look at me, a penguin I will be
Penguins attention (stop actions),
Penguins dismissed!

There was a crocodile (a and an)

There was **a** crocodile
An orangutan
An eagle flying
And **a** big red fish
A bunny
A beaver
And **a** crazy elephant
Na na na na na Na na na na na
(Repeat eliminating the animals names one
by one, continuing with the actions)

Boogie woogie washer woman

Down by the river, where nobody goes
There's a boogie woogie washer woman
Washing her clothes
With a wash wash here and a wash wash
there
The boogie woogie washer woman is
washing her hair
A boogie, a boogie a boogie yeah
A boogie, a boogie a boogie yeah
A boogie, a boogie a boogie yeah
The boogie woogie washer woman is
washing her hair

Days of the week (to the tune of the Adams family)

Days of the week x2 (click fingers twice)
Days of the week x 3 (click fingers on third
"Days of the week" twice)
There's Sunday and there's Monday
There's Tuesday and there's Wednesday
There's Thursday and there's Friday
And then there's Saturday
Days of the week x2
Days of the week x 3



Get Loose (body parts)

Get loose, get funky, get down to the beat,
Get your whole body moving
And start with your feet
1 2 3 feet



Get loose, get funky, get down to the beat,
Get your whole body moving

And start with your knees
1 2 3 knees 123 feet etc continue adding
body parts

Car Art – design and production



Puzzles, Games and Learning Activities



Porridge Time



Sports and Activities



Sports and Activities





**Great times were had here in
Kinamba!!**

All the best for Primary 4.

Take care and look after each other.

Good luck!!

